











Ben-Simon Aluminum Industries

* This User Manual is subject to our company's warranty certificate! *

USER MANUAL


Icons Used in this Manual














Throughout this document, the pictograms below are used to underline points or important notions:

	Important information
	Contact information
	Good to know - Tricks
	Risk in front of a parameter setting or of a specific action
	Action to be avoided
	Mandatory action
	This operation should only be performed by a Certified Electrician
	Sensitive or difficult procedure. To take into account necessarily



Use and Safety Instructions






Before using the electrical/manual shutters and/or manual backup/ electric/manual blinds mechanisms in the apartment, be sure to read and follow the operating, maintenance and safety instructions above, otherwise you will be exposed to any flaw and/or breakage and/or impairment to the product or personal injury and the warranty will be void:

-  Do not allow children to play with the shutter/electric curtain/Venetian blinds control system.






-  The motor and/or control systems must be installed and maintained by an installer certified on our behalf.
-   In case of a fault and/or flaw to the shutters and/or blinds, contact our service department. Do not attempt to repair the motor and/or shutter and/or blinds in case of a fault or flaw! Contact our customer service department.
-  Electrical blinds must be connected with a controller and transformer provided by the blinds manufacturer, according to manufacturer instructions and by a technician certified on our behalf.
-  The Company will not bear any direct or indirect damage caused by repairs performed outside of the Company or for replacement of the product or part thereof.
-  Pay attention and keep people away from the shutter when lifting or lowering the shutter, until the action has been completed.
-  Do not clean and/or wet and/or immerse the engine in any liquid.
-  Do not open the shutter box.
-  Do not hit the motor or shutter box with a hammer or any other heavy object, do not drill into the motor, do not drop the motor.
-   Do not connect the motor to more than one switch and/or one switch to several motors without an appropriate adapter and without a certified electrician trained for this application.
-  Clean the windows, doors and panes with a wet cloth soaked in a soapy liquid suited for window cleaning only. Other substances may damage the profile paint and panes.
-  Do not clean the windows and panes with sharp and/or abrasive tools (i.e. knife, putty knife, etc.).

Shutter Operating Instructions

-  Keep people away from the shutter when lifting or lowering the shutter, until the action has been completed in order to avoid injury.
-  When using the manual backup rod, always keep three shutters on top.

-  Do not raise the shutter all the way, as it may roll into the shutter box, be damaged and get stuck.
-  Make sure there is no object and/or person who may obstruct the shutters when lifting or lowering them (see illustration).
-  When using the manual backup rod, turn the rod slowly and gently to avoid damaging the shutter/engine or manual mechanism.
-   Place the manual backup rod into the bracket carefully and gently.

Electrical and/or Manual Blinds Operating Instructions

-  When operating the electrical blinds, make sure that the sliding doors and/or opening/Tilt & Turn window is properly closed on all sides in order to ensure voltage to the connectors.
-  When operating manual blinds with magnets, use the magnet gently and carefully, lifting or lowering the magnet slowly in order for the system to operate properly.
-  When operating manual blinds with a rolling string, pull the string slowly and gently to avoid tearing the string.
-   Clean the contacts on the electrical blinds once a week using a **Dry** cloth only in order to ensure proper contact and voltage conveyance.



Contact Information

Do you have a Question? Malfunction?

you are welcome to contact us by:

Web Site: www.bensimon.co.il

Phone: +972-4-8410066

Fax: +972-4-8410065

e-Mail to: info@bensimon.co.il

Mail: Hans Müller 35 St. , Kiryat Bialik, Israel, 2751235



Ben-Simon Aluminum Industries

www.bensimon.co.il